

# Summary of Outputs

## Main areas of Wye & Usk Foundation activity as of 1<sup>st</sup> Jan 2017



### Finance

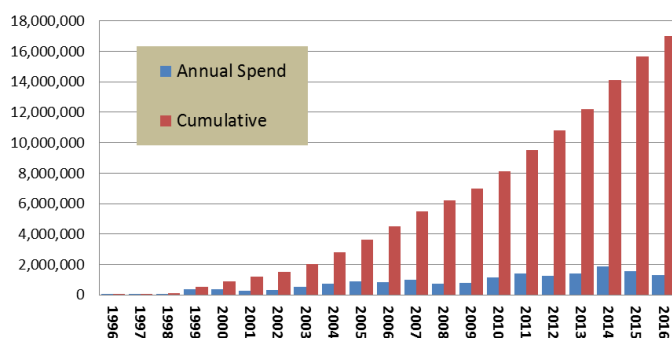
Total raised for and spent on both rivers by WUF (includes Passport turnover and contributions from land owners towards farm improvement works).

**£16,983,252**

No. of employees inc. part time in 2016 (2015 figure in brackets)

**22 (19)**

**Total spend by the Foundation on both rivers in £'s**



### Fish Access

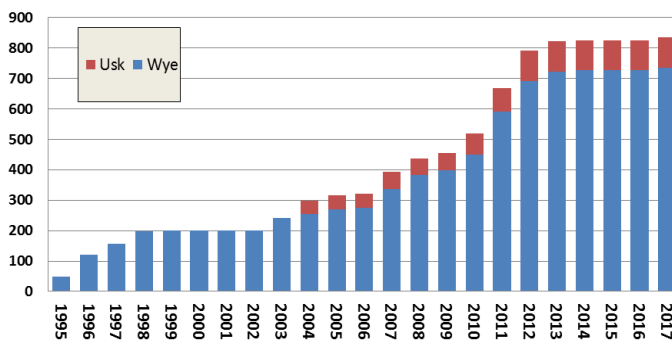
No. of streams with obstructions to migration eased/removed

**103**

Cumulative length of river made available

**825km**

**Cumulative length of river (km) with improved salmon access**



### Reducing Diffuse Pollution

**England      Wales**

Farms receiving advice England in 2016

**145      39**

New whole farm plans written in 2016

**47      31**

Grant schemes assisted with in 2016

**32      6**

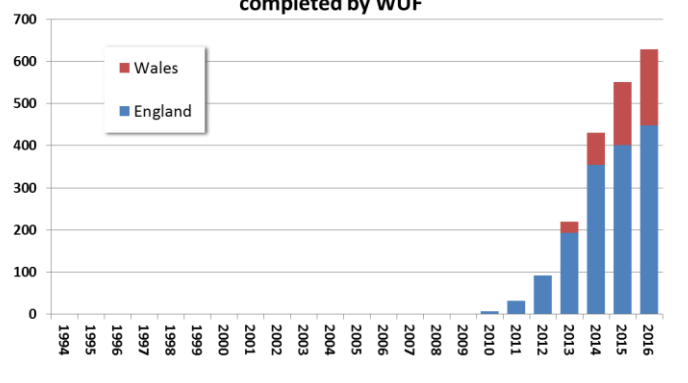
Length of river fenced with farmers since 2010

**28km      21km**

Total no. infrastructure improvements

**184      65**

**Cumulative number of whole farm plans completed by WUF**



### Education

(all figures cumulative)

Schools engaged

**55 (10 in 2016)**

River walks held

**35 (2 in 2016)**

Demonstration sites established

**8**

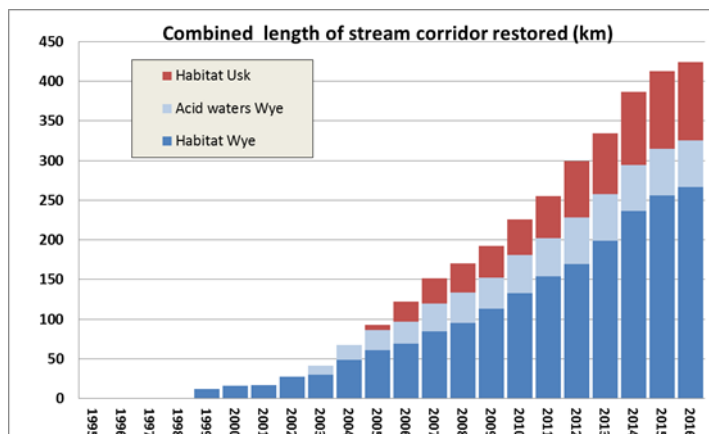
Talks and presentations given

**243 (21 in 2016)**

### River Restoration

Cumulative length of river restored (habitat) **366km**

Cumulative length of river restored (acid amelioration) **59km**



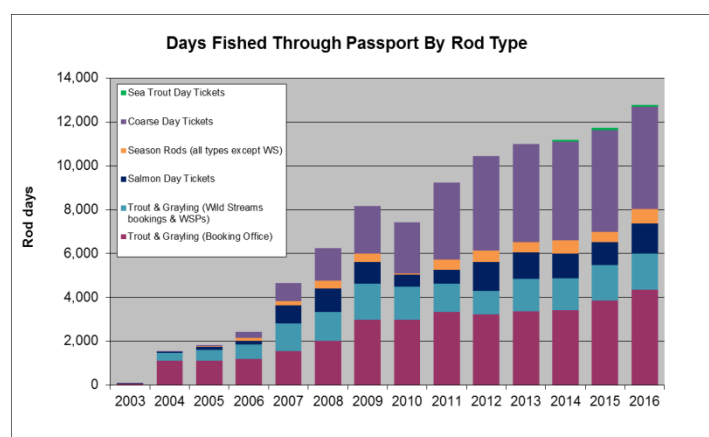
### The Fishing Passport

No. participating fisheries in 2016 (2015) **197 (205)**

Revenue generated in 2016 (2015) **£334,140 (£298,797)**

Annual value of Passport to local economy 2016 (2015) **£1,745,786 (£1,733,022)**

Angling days sold through Passport in 2016 (2015) **12,779 (11,727)**



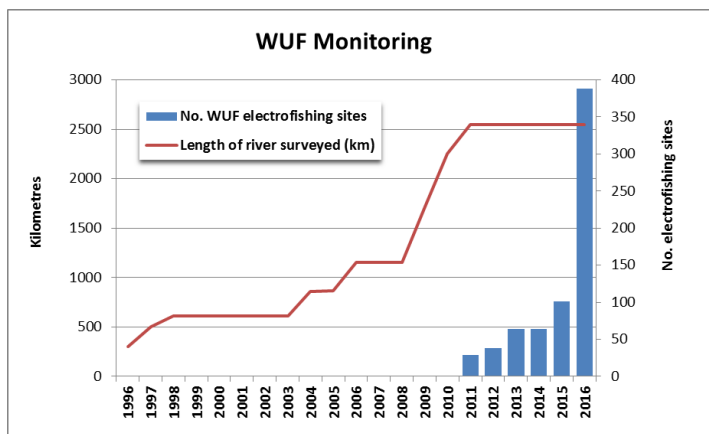
### Surveying and Monitoring

Cumulative length stream surveyed **2,544 km**

No. of water quality monitoring sites **18**

No. of invertebrate and gravel monitoring sites in 2016 (2015) **49 (0)**

No of sites electro-fished annually by WUF 2016 (2015) **338 (101)**



### Invasive species

(all figures cumulative)

Stands of Giant Hogweed treated **5,536 (250 in 2016)**

Stands of Japanese Knotweed treated **1,021 (115 in 2016)**

Length of river bank treated for Giant Hogweed **358km**

Signal crayfish removed **55,933**